


Counterflow Chip Screens

For High Efficiency & High Fines Applications



❖ **Twin Fines Design**

❖ **Pulp Mill Woodroom Design**

❖ **Pin Separation Design**

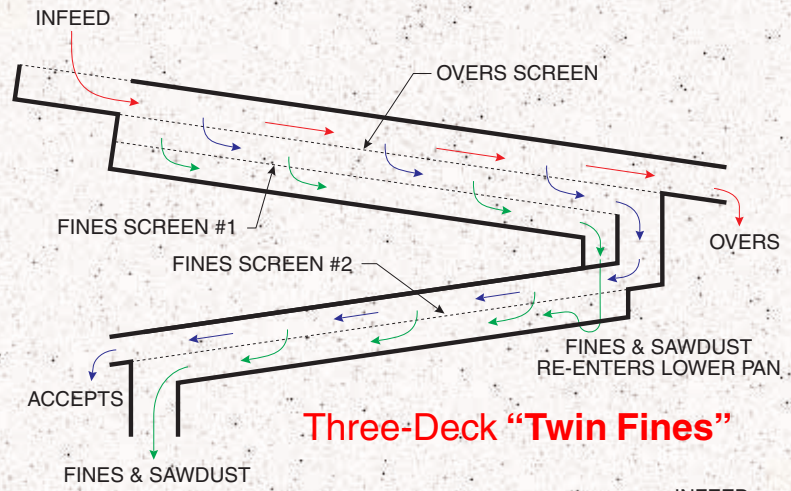
❖ **3 Year Drive Warranty** ❖

1-800-663-0323

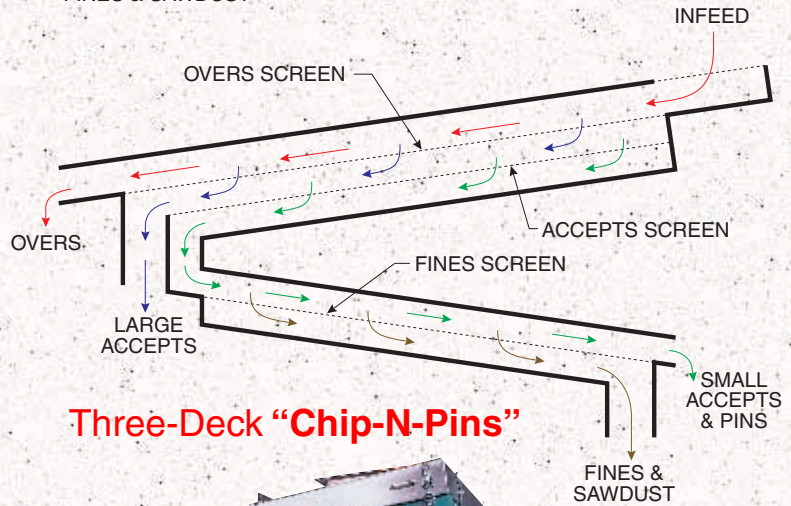
BM&M

Counterflow Chip Screen

BM&M has been building high efficiency Counterflow Chip Screens since 1987. The Counterflow screen is a unique concept that provides a tremendously efficient screen in a relatively small footprint. All BM&M counterflow screens provide a total of 28 feet in screen length. This length is the secret to the screen's high efficiency. The counterflow design has the same footprint as a similar sized 14 foot standard screen; this provides the footprint savings on tight installations. In today's modern sawmills, with fines contents as high as 25-30%, the counterflow screen has proven to be the solution which meets your Chip Buyer's specifications every time without losing valuable fiber. We will guarantee it!



Three-Deck "Twin Fines"



Three-Deck "Chip-N-Pins"



BM&M SCREENING SOLUTIONS

Contact us at:

9377 - 193rd Street
Surrey, BC Canada
V4N 4E7

Toll Free: (800)663-0323
Tel: (604)888-8400
Fax: (604)888-8404

e-mail: sales@bmandm.com
Internet: www.bmandm.com

Counterflow Chip Screen Capacities		
Volumetric Units/Hour (1 unit = 200 cubic feet)		
	Twin Fines Model *	Chip 'n' Pins Model **
5' x 14'	21	25
6' x 14'	25	30
7' x 14'	29	34
8' x 14'	34	39
9' x 14'	38	44
10' x 14'	42	49

* Max Fines content 25%

**Max Fines content 10%

For options and feature detail please refer to our Chip Screen Brochure